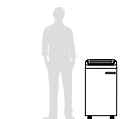


KOBRA 270 TS S4

PROFESSIONAL TOUCH SCREEN SHREDDER
FOR MEDIUM SIZED OFFICES



Model: KOBRA 270 TS S4
Article Code: 99.830
EAN Code: 8 026064 998307



Throat width:	12.2 inch
Shred size:	1/8 inch straight cut
Security level	P-2 O-2 T-2 E-2
ISO/IEC 21964 (DIN 66399):	O-1 T-2 E-2 (CD Cutting Unit)
Paper capacity*:	up to 29 sheets
Shreddable materials:	Paper, Credit cards, CD, Floppy disks CD/DVD/Blu-ray disks, Credit cards (CD Cutting Unit)
Waste bag volume:	29 gal
Speed:	15 ft/min
Noise level:	55 dB(A)
Voltage:	115 Volt / 60 Hz
Power:	3/4 HP
Dimensions (WxDxH):	21.2 x 17.2 x 35.2 inch
Weight:	99 lbs

Datasheet n.97 rev.3

* Capacity varies based on supply power, weight, quality and grain of paper, operating temperature and blade lubrication.




Certifications: 

Trade Agreement Act (TAA) and Buy American Act Compliant.

MAIN FEATURES


Touch screen shredder, all controls are activated by simply touching the panel. Equipped with 24 hour continuous duty motor without overheating and duty cycles, two separate sets of cutting knives (one for paper and one for CDs/DVDs). Kobra 270 TS S4 can shred up to 29 sheets at a time. Carbon hardened steel cutting knives unaffected by staples and clips. EPC "Electronic Power Control" System displays real-time shredding load and helps the operator to optimize shredding efficiency. Energy Smart System and automatic disconnection from the mains for maximum power saving. Kobra 270 TS line shredders can shred transparent material too: keep your finger for 5 seconds on the Forward control and the machine works continuously for 30 seconds.

- **Two separate set of cutting knives:** CD/DVD dedicated cutting unit for optical media shredding
- **Super Potential Power Unit:** heavy duty chain drive system with steel gears
- **Continuous duty shredding:** 24 hour continuous duty motor without overheating and duty cycles
- **Carbon hardened steel cutting knives** unaffected by staples and clips
- **EPC Electronic Power Control:** shows the shredding load required to optimize shredding without jams
- **Energy Smart System:** the machine goes into power saving stand-by mode after just 8 seconds of non-operation
- **Automatic disconnection** from the mains after 4 hours of non-operation, no need to switch off the shredder
- **Touch Screen Panel** with LED indicators: just touch the controls to activate the machine functions
- **Automatic Start & Stop** through electronic eyes – **Safety Stop** at the door opening and/or full waste bag
- **Automatic Reverse** in case of jamming
- **Convenient 29 gallon cabinet** mounted on casters. Two integrated and removable bins to separate shredded paper and plastic.



 **EPC: ELECTRONIC POWER CONTROL**

Shows the shredding load required to optimize shredding without jams.



 **TWO SEPARATE SETS OF CUTTING KNIVES**

Two entry openings and two sets of cutting knives for the separate insertion and shredding of paper and CDs/DVDs/credit cards.



 **TWO DISTINCT BINS**

Two integrated and removable bins to separate shredded paper from plastic shreds.



 **SUPER POTENTIAL POWER SYSTEM**

Heavy duty chain drive with steel gears which offer reliability and resistance to wear.